



YD MOBILE

What's New

Version 4.2.0

Release Date: 04/20/2023

Table of Contents

- Table of Contents..... 2
- Summary 3
- Support Information 3
- Main Navigation Enhancements 4
 - Utility Drawer 4
 - Bins..... 5
- Camera Scanner Enhancements 5
 - Focus with Camera..... 5
- Add UPC Workflow Enhancements..... 6
 - UPC Check Module..... 6
 - UPC Check – Lookup Item and Assign Workflow 7
 - UPC Check- Scan Item SKU and Assign 8
 - UPC Lookup from the Home Screen..... 9



Summary

This document will outline the new features and enhancements in YD Mobile version 4.2. You can also request additional training by contacting Support.

Support Information

Support Hotline: 757.663.7514 (9am – 8pm EST Monday – Friday)

Emergency Support: 757.818.9360, option 2

Submit Tickets to Support: [Portal.Yellowdogsoftware.com](https://portal.yellowdogsoftware.com)

[Click here](#) to schedule a **thirty-minute training session**. Training is up to one hour and free of charge to any customers currently on support.

To access our **Knowledge Base**, click [here](#).

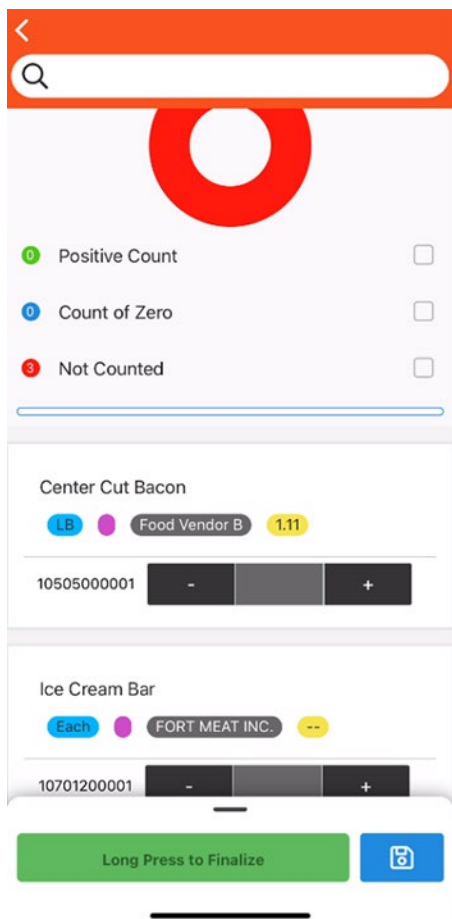
Main Navigation Enhancements

Utility Drawer

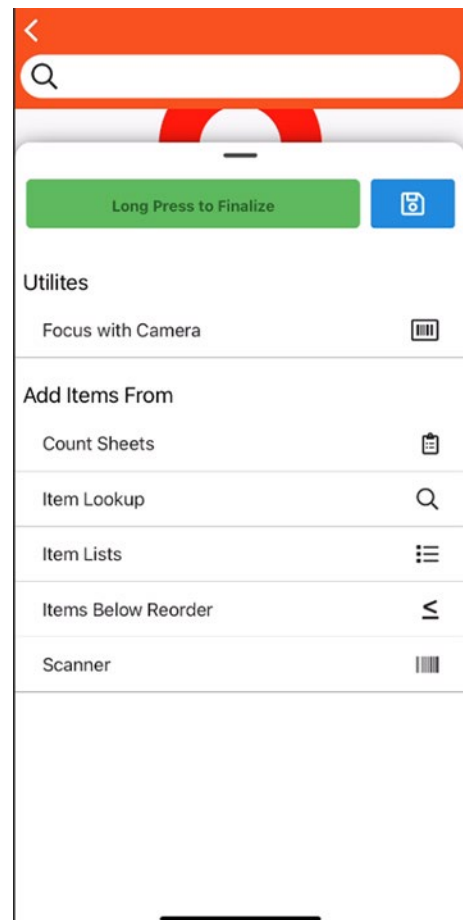
“Add Item from” functions are now displayed in a utility drawer. This drawer is presented with a “swipe up” motion and is only available for handheld devices.

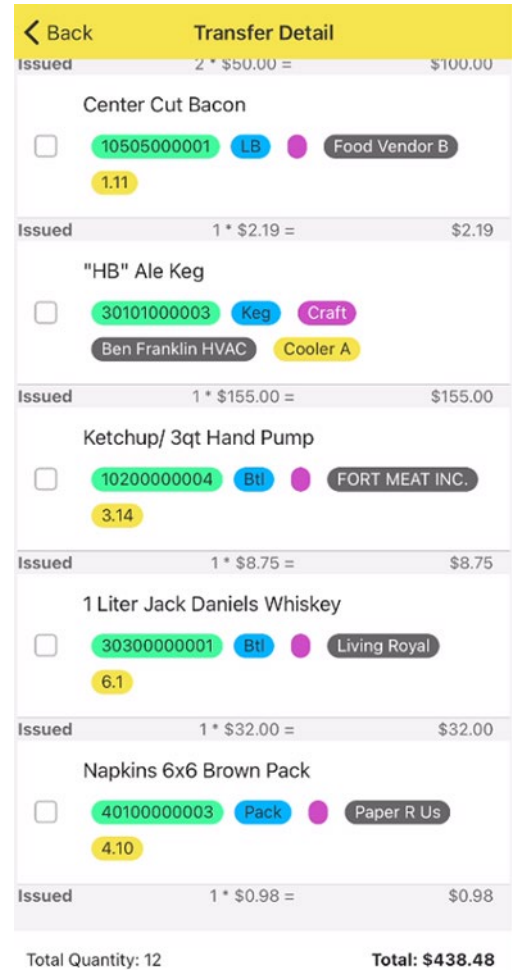
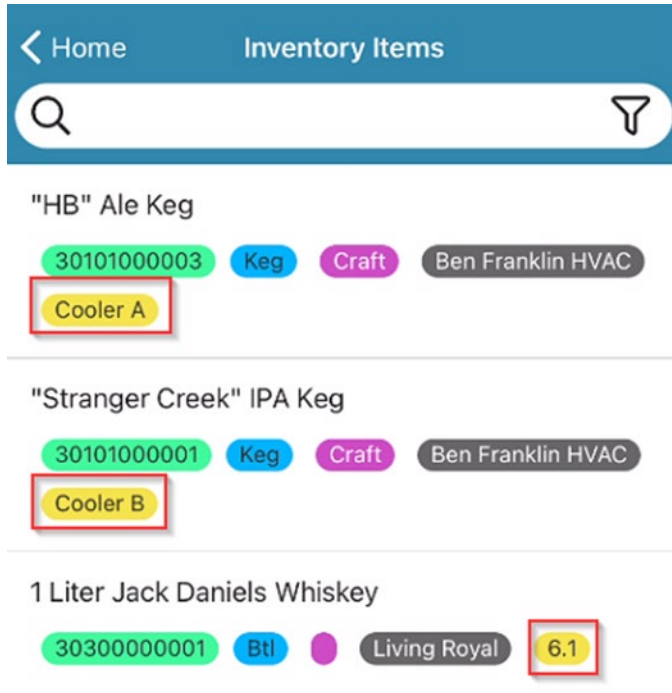
The utility drawer is available in the following modules:

- Manual Adjustments
- Requests
- Transfer Issuance
- Count Sheets



↑
Swipe up to see
utility drawer





Bins

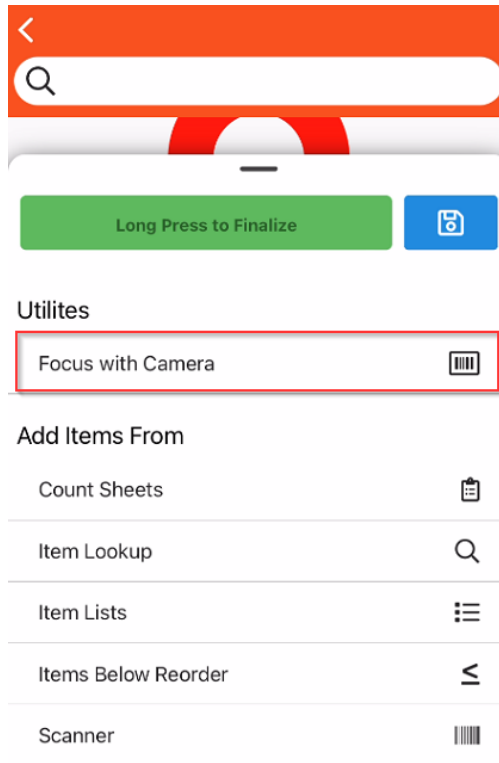
Bin badges are now displayed across the app and allow users to quickly identify the bin location of their items.

Camera Scanner Enhancements

Focus with Camera

This feature will focus onto an item when a user scans the barcode of an item on a count sheet or transfer. This feature is only available to handheld devices.

- If an item does not exist on a count sheet after being scanned, "Focus with Camera" will identify that the item does not exist in the session and will give the user the option to add the item (Available to Count sheets only)



Add UPC Workflow Enhancements

This feature allows users to make sure new items have the correct UPC assigned in Yellow Dog when preparing for a physical inventory. This feature is currently available to Yellow Dog's Unitech devices.

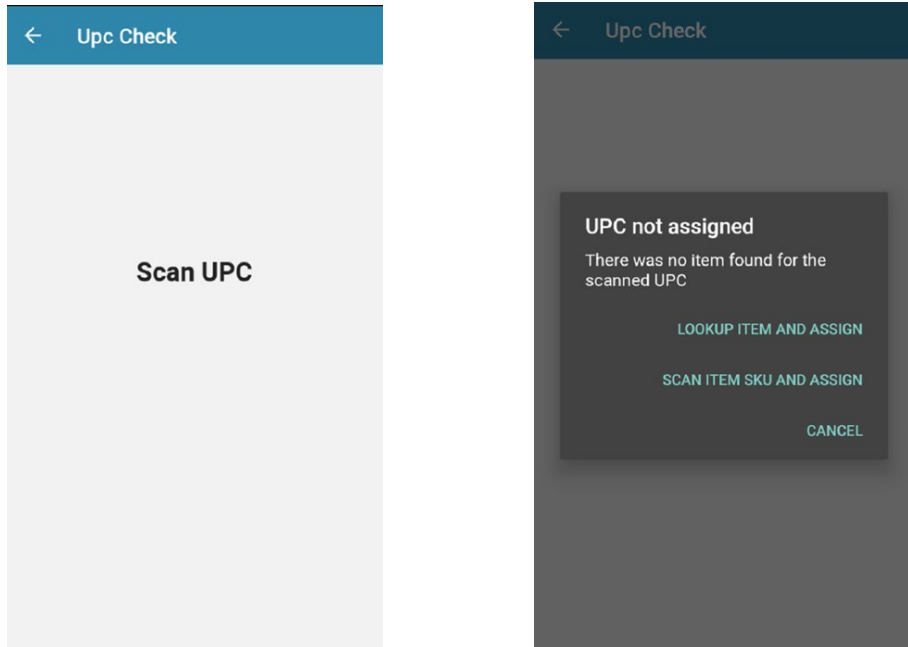
Two Workflows:

- UPC Check Module (Allows users the option to assign to a YD SKU)
- UPC Lookup from Home Screen

UPC Check Module

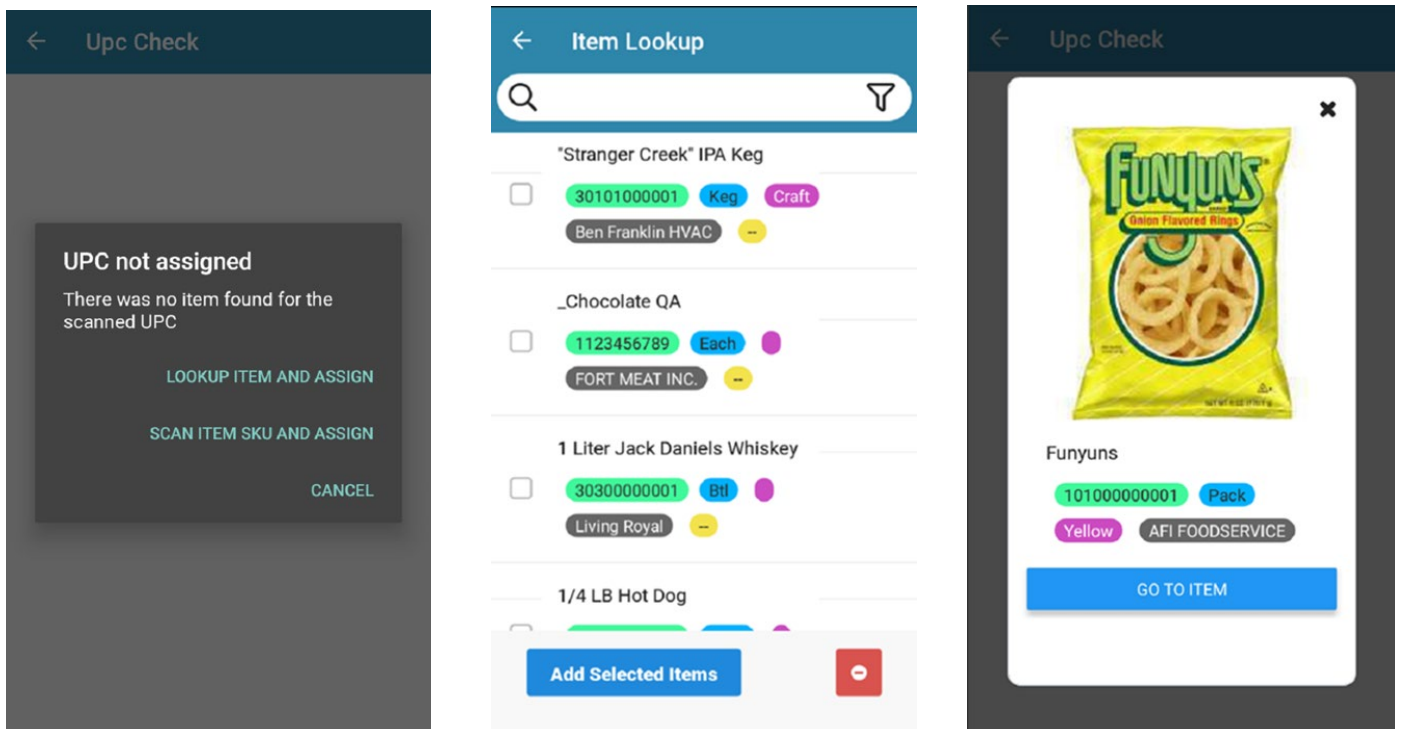
This module is located on the home screen of YD Mobile and allows users to quickly identify if a UPC is assigned to a YD item. If a scanned UPC is not assigned, users will have the option to assign the UPC via item lookup or by scanning a YD SKU.

UPC Check Main Screen:



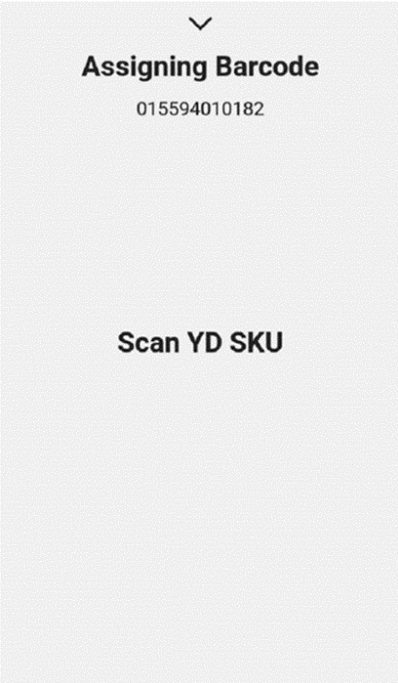
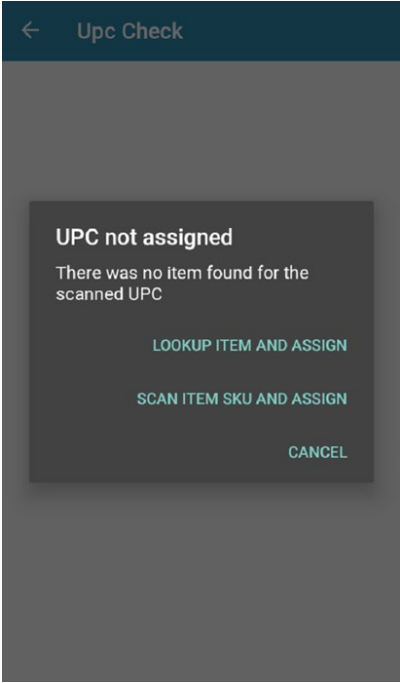
UPC Check – Lookup Item and Assign Workflow

After a user scans an unassigned UPC and selects "Lookup Item and Assign", they will be brought to Item Lookup where the user can assign the UPC to an item. Once the UPC is scanned again, the item card of the item will populate.



UPC Check- Scan Item SKU and Assign

After a user scans an unassigned UPC and selects "Scan Item SKU and Assign", they will be brought to a new screen where the user will scan a Yellow Dog item SKU. Once the UPC is scanned again, the item card of the Yellow Dog item will populate.



UPC Lookup from the Home Screen

After a user scans an unassigned UPC from the home screen, a message will alert the user that the SKU is not recognized and an option to assign the item will be available. The user can assign the item via item lookup and once the UPC is scanned again from the home screen, the item card will populate. (Currently available to Yellow Dog Unitech Devices)

